



Shop Online
www.TheBigDoor.com
 Shop online for Amarr garage doors with nationwide installation




Bead Board Panel with Stockton Windows

Design and energy efficiency make the Designer's Choice doors popular models. With triple-layer construction, a thermal seal, and superior insulation R-value of 19.40 or 14.46, these durable, low-maintenance doors give you the ultimate in quiet operation and energy efficiency.




Bead Board Panel with Trellis Decraglass



Photos shown with optional decorative hardware or locks.

PANEL DESIGN



ENERGY EFFICIENCY

DC-500	DC-400
R-VALUE	R-VALUE
19.40	14.46

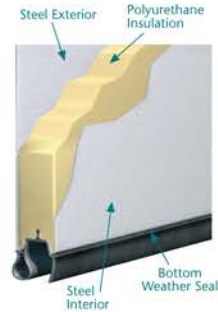
Construction

STEEL

Triple-Layer: Steel + Insulation + Steel

For the toughest, most energy-efficient steel door, Fimbel Designer's Choice triple-layer doors include the ultimate in thermal properties, plus a layer of steel for a finished interior look and added durability.

- Heavy-Duty Exterior and Interior Steel
- Durable, Reliable, Low Maintenance
- Environmentally Safe Polyurethane Insulation
- Superior Energy Efficiency
- Extra Quiet Operation



Specifications

	DESIGNER'S CHOICE DC-400	DESIGNER'S CHOICE DC-500
PANEL DESIGN		
Bead Board	•	•
CONSTRUCTION		
Steel + Insulation + Steel	•	•
DOOR THICKNESS	1 3/8" (3.5cm)	2" (5.1cm)
INSULATION	Polyurethane	Polyurethane
R-VALUE	14.46 ¹	19.40 ^{1A}
WOODGRAIN EXTERIOR TEXTURE	•	•
END STILES		
Painted	•	•
THERMAL SEAL	•	•
BOTTOM WEATHER SEAL	•	•
DECORATIVE WINDOW OPTIONS	•	•
WINDOW GLASS OPTIONS		
3/32" Single Strength	•	•
Insulated Glass	•	•
Obscure Glass	•	•
EXTERIOR COLOR OPTIONS		
True White	•	•
Almond		• ³
Sandtone		• ³
Brown		• ³
PAINT FINISH WARRANTY²	Lifetime	Lifetime
HARDWARE WARRANTY²	5 Years	Lifetime

¹ Calculated door section R-value is in accordance with DASMA TDS-163.

² For complete warranty details, visit amarr.com or contact your local Amarr dealer.

NOTE: Optional door locks and various heights and widths are available thru your local garage door dealer.

^{1A} Based upon independent laboratory test results.

³ Available only in 8', 9', 10', 16', or 18' widths.



165 Carriage Court
Winston-Salem, NC 27105

800.503.DOOR
www.amarr.com

Your Local Amarr Dealer:

www.TheBigDoor.com

Shop online for Amarr garage doors with nationwide installation

Options

DECRA TRIM WINDOW INSERTS

CLEAR (C)




STOCKTON (20)



CATHEDRAL (22)



MOONLITE (24)



WAGON WHEEL (26)



THAMES (30)



FULL SUNRAY (28)



OBSCURE (O)



PRAIRIE (21)



CASCADE (23)



WATERFORD (25)



SUNRAY (27)



ARCHED THAMES (31)



DECRA GLASS™ WINDOWS

PRAIRIE V-Shaped Bevel (50)



RIVIERA Frosted w/ V-Shaped Bevel (53)



WICHITA (61)



ALLEGRO (63)




TEMPO (65)



ARABESQUE (67)



CHALET Brass Caming (52)



HEARTLAND (60)



HARVEST (62)



METRO (64)



ROSETTE (66)

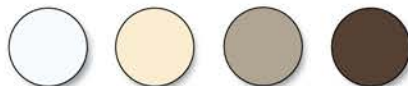


TRELLIS (68)



COLORS

Actual paint colors may vary from samples shown.



TRUE WHITE ALMOND* SANDTONE* BROWN*

Fimbel steel doors arrive pre-painted; for custom colors, exterior latex paint must be used. Visit amarr.com for instructions on painting.

*Available only in 8', 9', 10', 16', or 18' widths for DC-500.

DECORATIVE HARDWARE & LOCK

ALUMINUM Aluminum hinges with clavos not recommended for arched openings.



STAMPED STEEL

