



Shop Online
www.TheBigDoor.com
 Shop online for Amarr garage doors
 with nationwide installation



Short Panel with Cascade DecraTrim (SP23)

Time-honored style. The Stratford Collection offers four traditional designs, ten color choices, and 24 decorative window options. This durable low-maintenance collection provides section interfaces designed to reduce the risk of serious finger and hand injuries. The Stratford Collection. A statement of style.

Brown Short Panel with Stockton DecraTrim (SP20)



Almond Long Panel with Cascade DecraTrim (LP23)



Medium Woodgrain Long Panel with Sunray DecraTrim (LP27)



Ribbed Panel (RP)




Terratone Flush Panel (FP)



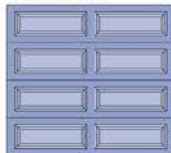
Long Panel with Stockton DecraTrim (LP20)
 Dark and Medium Woodgrain available on Stratford 3000 only

PANEL DESIGNS


SP • SHORT PANEL




LP • LONG PANEL



FP • FLUSH PANEL



RP • RIBBED PANEL*



*Available on 3000 model only

Construction



STEEL 1000

Single-Layer: Steel

Get value and durability with a Stratford 1000 single-layer steel door. These heavy-duty steel doors are durable, reliable, and low maintenance.

- Heavy-Duty Exterior Steel
- Durable, Reliable, Low Maintenance



2000

Double-Layer: Steel + Insulation

A Stratford 2000 double-layer door provides durable, low maintenance features, plus a layer of vinyl-coated insulation for increased thermal properties and quieter operation.

- Heavy-Duty Exterior Steel
- Durable, Reliable, Low Maintenance
- Environmentally Safe Polystyrene Thermal Insulation with Vinyl Backing
- Energy Efficient
- Quiet Operation



3000

Triple-Layer: Steel + Insulation + Steel

For the toughest, energy-efficient steel door, a Stratford 3000 triple-layer door includes the ultimate in thermal properties, plus a layer of steel for a finished interior look and added durability.

- Heavy-Duty Exterior and Interior Steel
- Durable, Reliable, Low Maintenance
- Environmentally Safe Polystyrene Thermal Insulation
- Superior Energy Efficiency
- Extra Quiet Operation

COLORS

Actual paint colors may vary from samples shown.



Stratford 1000/2000: True White, Almond, Sandtone, Terratone, and Dark Brown
 Stratford 3000: True White, Almond, Sandtone, Brown, Terratone, Hunter Green, Gray, and Dark or Medium Woodgrain*
 *Price Upcharge

Specifications

	STRATFORD 1000	STRATFORD 2000	STRATFORD 3000*
PANEL DESIGNS			
Short	•	•	•
Long	•	•	•
Flush	•	•	•
Ribbed			•
INSULATION¹		Polystyrene	Polystyrene
R-VALUE²		6.84	6.58
DOOR THICKNESS	2" (5.1cm)	2" (5.1cm)	1 3/8" (3.5cm)
STEEL THICKNESS	25 ga	25 ga	27/27 ga
WINDOW GLASS OPTIONS			
3/32" Single Strength	•	•	•
Insulated Glass			•
Obscure	•	•	•
WIND LOAD AVAILABLE³	•	•	•
PAINT FINISH WARRANTY⁴	15 Years	25 Years	Lifetime
HARDWARE WARRANTY⁴	1 Years	2 Years	3 Years

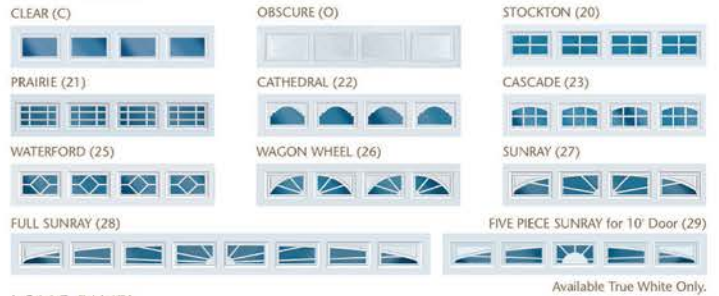
*Formerly WeatherGuard™

¹ Insulation has passed self-ignition, flamespread and smoke developed index fire testing.
² Calculated door section R-value is in accordance with DASMA TDS-163.
³ It is your responsibility to make sure your garage door meets local building codes.
⁴ For complete warranty details, visit amarr.com or contact your local Amarr dealer.

Options

DECRA TRIM WINDOW INSERTS

SHORT PANEL




Available True White Only.

LONG PANEL



DECRA GLASS™ WINDOWS

SHORT PANEL



LONG PANEL



165 Carriage Court
 Winston-Salem, NC 27105

800.503.DOOR
www.amarr.com

Your Local Amarr Dealer:



www.TheBigDoor.com

Shop online for Amarr garage doors with nationwide installation